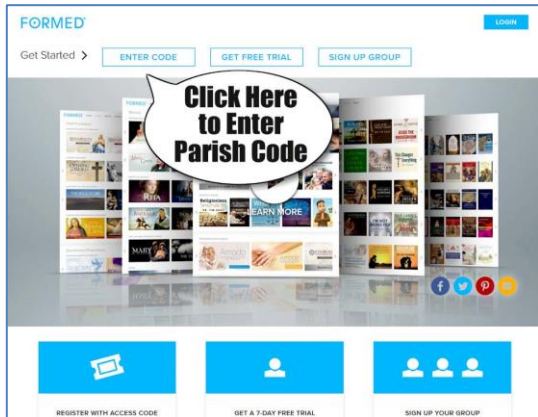


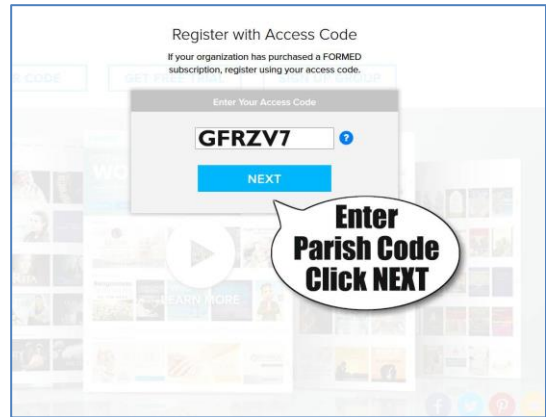
Follow the easy steps to setup your account with Holy Cross Parish [Formed.org](http://formed.org)

STEP 1



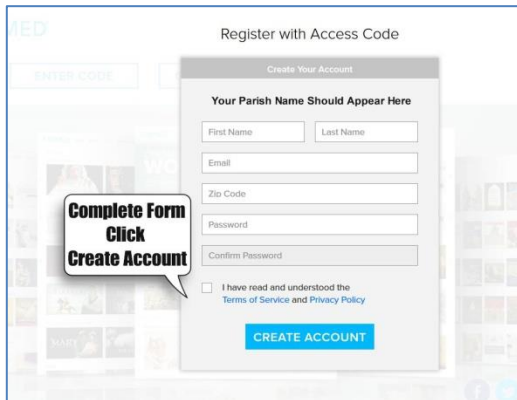
Go to formed.org and click **Enter Code** at the Top of Page.

STEP 2



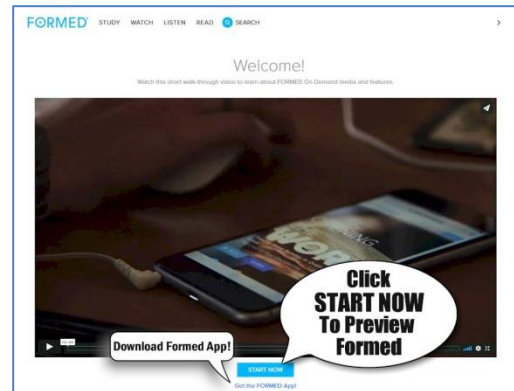
Enter Holy Cross Parish code **GFRZV7**... then click **NEXT** to continue.

STEP 3



Complete the Registration Form with your information. You will be asked to confirm your password twice to verify, then press **Create Account** (be sure to record the password somewhere)

STEP 4



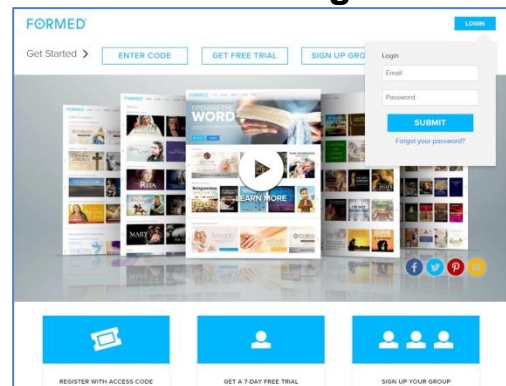
Welcome to Formed.org, you're Registered. Click **START NOW** to preview all the features formed has to offer. Download the formed application for your phone or hand-held device click the **Get Formed App** link.

Formed Application



Download the FORMED Application for your mobile or hand-held devices giving you Access to Catholic Faith on the Go. Timely Featured Content, Simple & Intuitive Browsing, Quickly Find What you Seek and Easy Playback of Video & Audio. Now available for Android and Apple IOS devices.

Formed Login



Anywhere you can get Internet Access you can Login to your Formed Account. Go to the Formed.org website, Click the login button on the upper right hand corner and login using your email and password.

<http://holycrosssc.org/formed/>